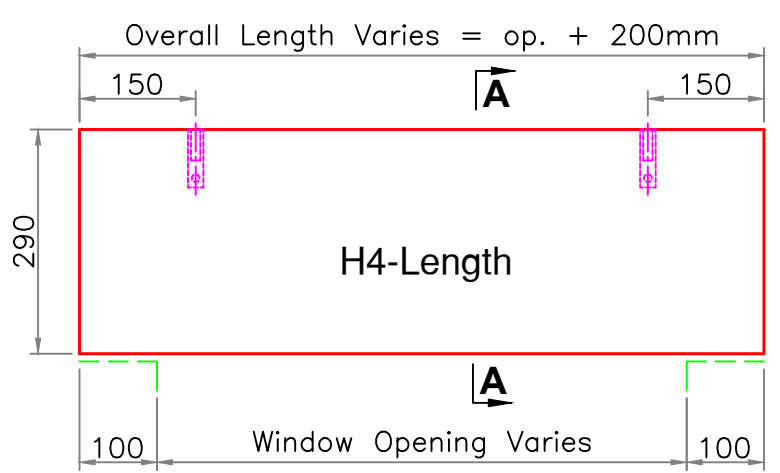
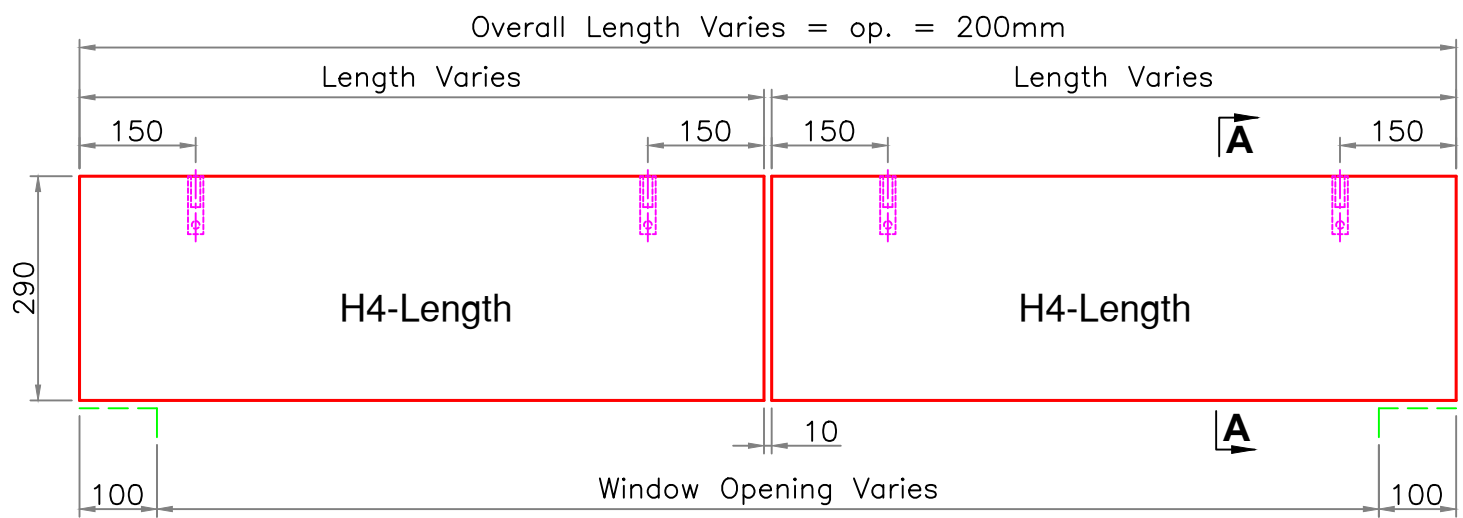


COPYRIGHT AND OWNERSHIP OF THIS DRAWING IS VESTED IN THE COMPANY NAMED ON THE DRAWING, WHOSE PRIOR WRITTEN CONSENT IS REQUIRED FOR ITS USE, REPRODUCTION OR FOR PUBLICATION TO ANY THIRD PARTY. ALL RIGHTS RESERVED BY LAW OR COPYRIGHT AND INTERNATIONAL COPYRIGHT CONVENTIONS ARE RESERVED TO THE COMPANY NAMED ON THIS DRAWING AND MAY BE PROTECTED BY COURT PROCEEDINGS FOR DAMAGES AND/OR INJUNCTIONS AND COSTS.

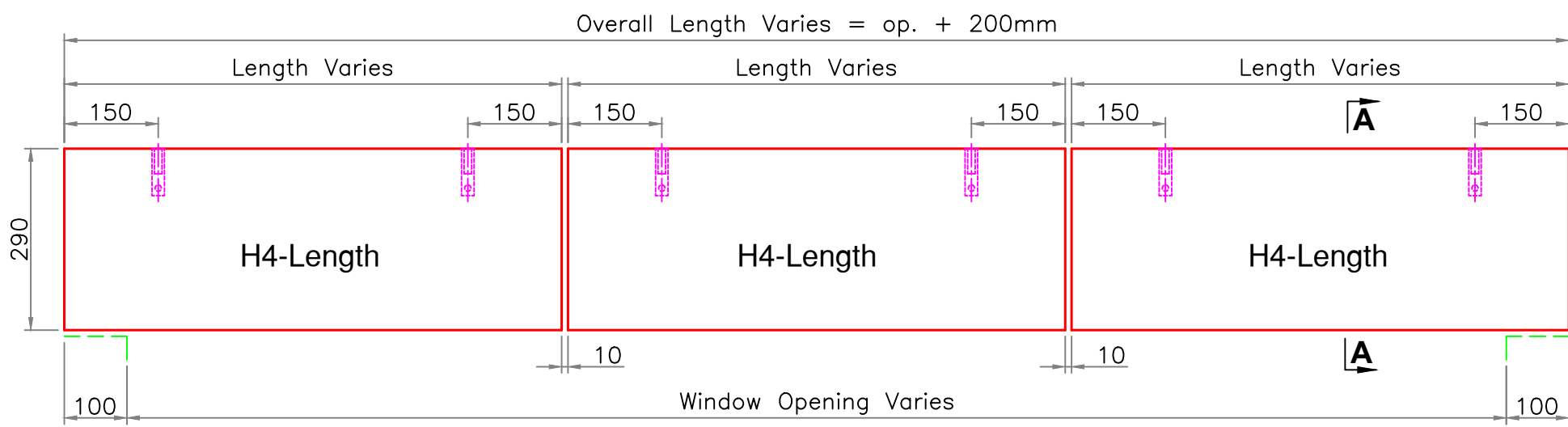
- NOTES**
1. This drawing must only be used for the purposes intended and must not be scaled; only written or calculated dimensions to be used.
 2. All hand made cast stone supplied by Amber Valley Stone confirms to:
 - a) BS1217 (2008)
 - b) CAT weathering class
 3. Amber Valley Stone heads are decorative only and not structural, a structural lintel will be required.
 4. All steelwork fixings and details are to be designed and supplied by others (unless stated otherwise)
 5. Fixing methods shown in any Amber Valley Stone drawing are suggestions only and must be checked by a structural engineer. Amber Valley Stone cannot be held responsible for fixing / supporting methods.
 6. All joints to be 10mm unless stated otherwise.
 7. Cast-in sockets for lifting MUST only be used for lifting within a vertical plane. See manufacturer's literature - available from Amber Valley Stone - for correct usage.
 8. Technical data sheets and guidance notes are available from Amber Valley Stone on request.
 9. All dowel holes to be drilled on site by others unless stated otherwise.



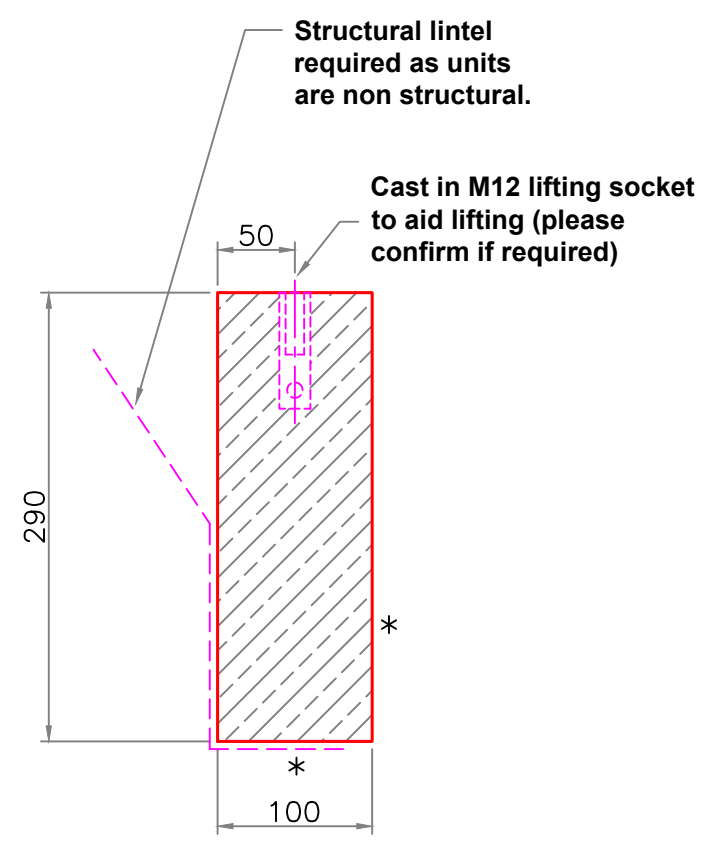
'1' Piece Head - Elevation



'2' Piece Head - Elevation



'3' Piece Head - Elevation



Section A-A

1:5
* denotes FINISHED FACE

Typical weight per linear metre = 61kg
Maximum component lengths = 1200mm
Greater lengths supplied in multiple pieces

Revision Details	Initial	Date	Suffix

Client
Project

Title
**H4
PLAIN HEAD
DETAIL**

Drawn	Checked	Date	Scale 1:10
Project Manager			
Email			
Project No.			
STANDARD			
Drawing No. H4	Rev.		