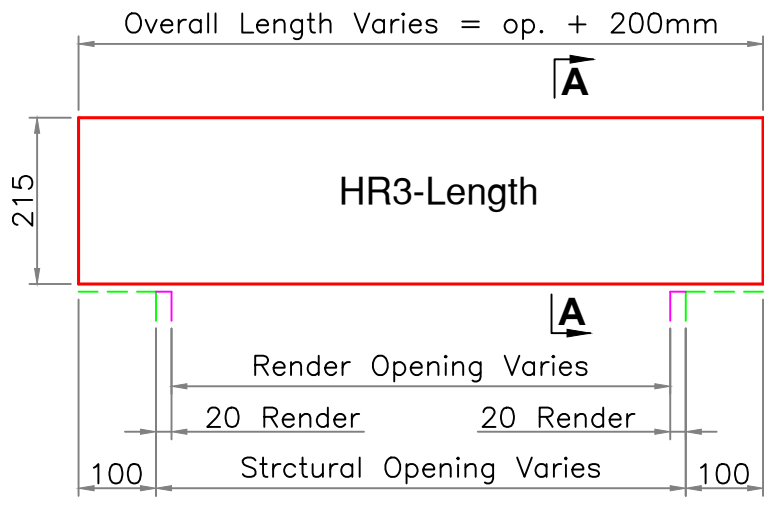
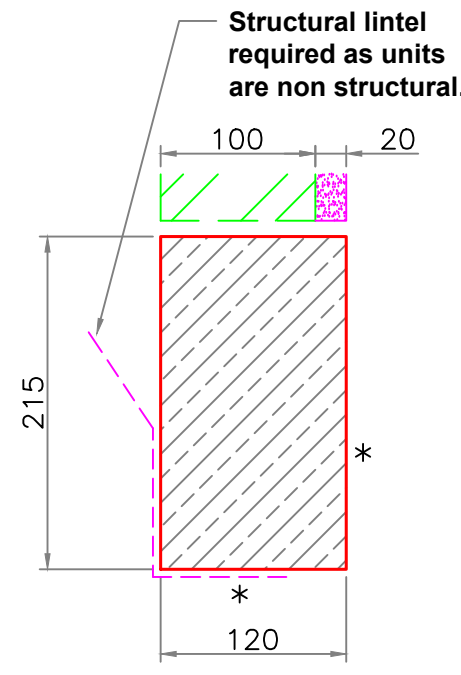


- NOTES**
- This drawing must only be used for the purposes intended and must not be scaled; only written or calculated dimensions to be used.
  - All hand made cast stone supplied by Amber Valley Stone confirms to:
    - BS1217 (2008)
    - CAT weathering class
  - Amber Valley Stone heads are decorative only and not structural, a structural lintel will be required.
  - All steelwork fixings and details are to be designed and supplied by others (unless stated otherwise)
  - Fixing methods shown in any Amber Valley Stone drawing are suggestions only and must be checked by a structural engineer. Amber Valley Stone cannot be held responsible for fixing / supporting methods.
  - All joints to be 10mm unless stated otherwise.
  - Cast-in sockets for lifting MUST only be used for lifting within a vertical plane. See manufacturer's literature - available from Amber Valley Stone - for correct usage.
  - Technical data sheets and guidance notes are available from Amber Valley Stone on request.
  - All dowel holes to be drilled on site by others unless stated otherwise.



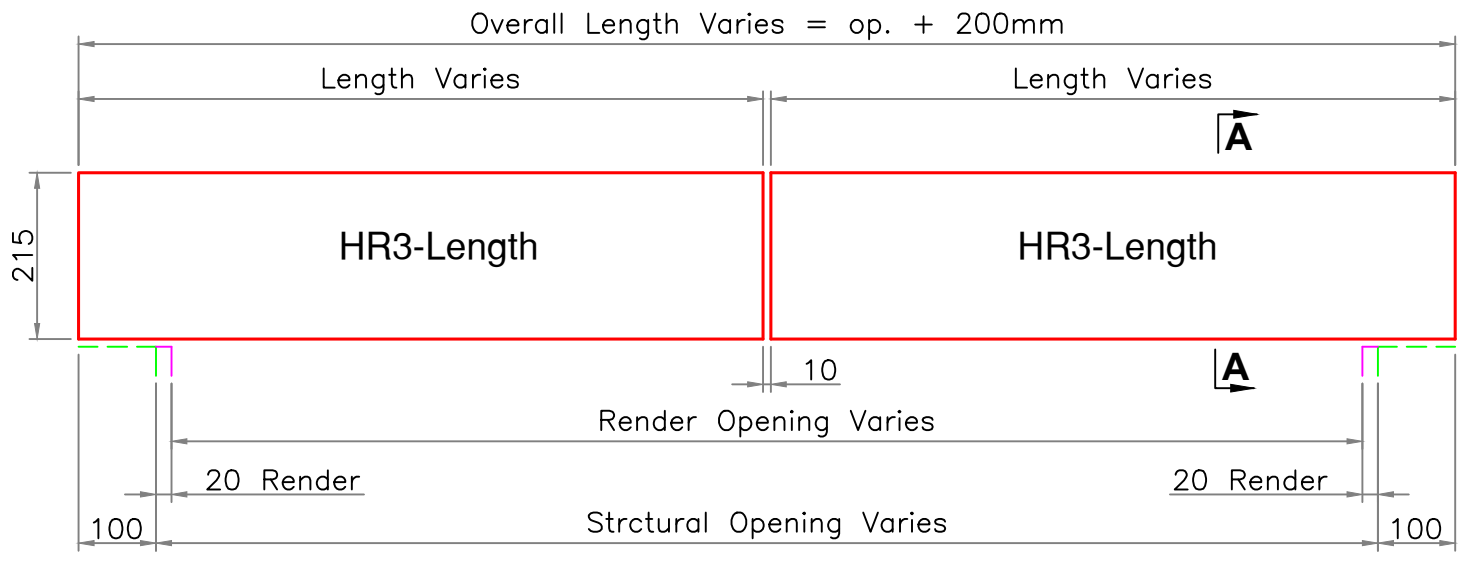
**'1' Piece Head - Elevation**



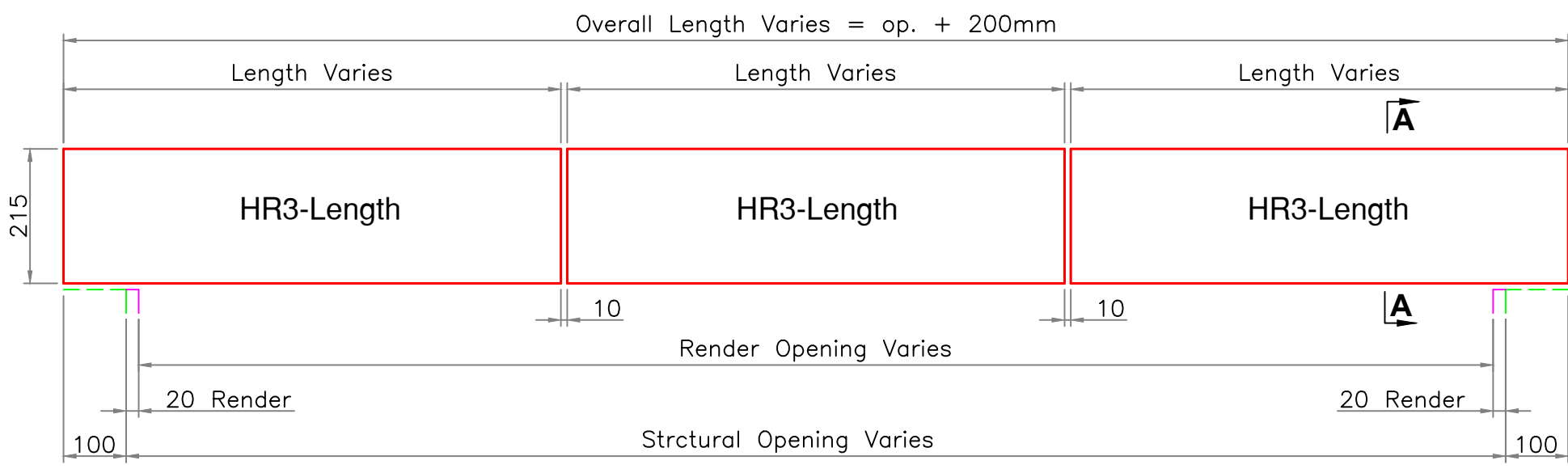
**Section A-A**

1:5

\* denotes FINISHED FACE



**'2' Piece Head - Elevation**



**'3' Piece Head - Elevation**

Typical weight per linear metre = 54kg  
 Maximum component lengths = 1200mm  
 Greater lengths supplied in multiple pieces

Revision Details	Initial	Date	Suffix

Client			
Project			
Title <b>HR3 HEAD DETAIL (RENDER)</b>			
Drawn	Checked	Date	Scale 1:10
Project Manager			
Email			
Project No. <b>STANDARD</b>			
Drawing No. <b>HR3</b>	Rev.		