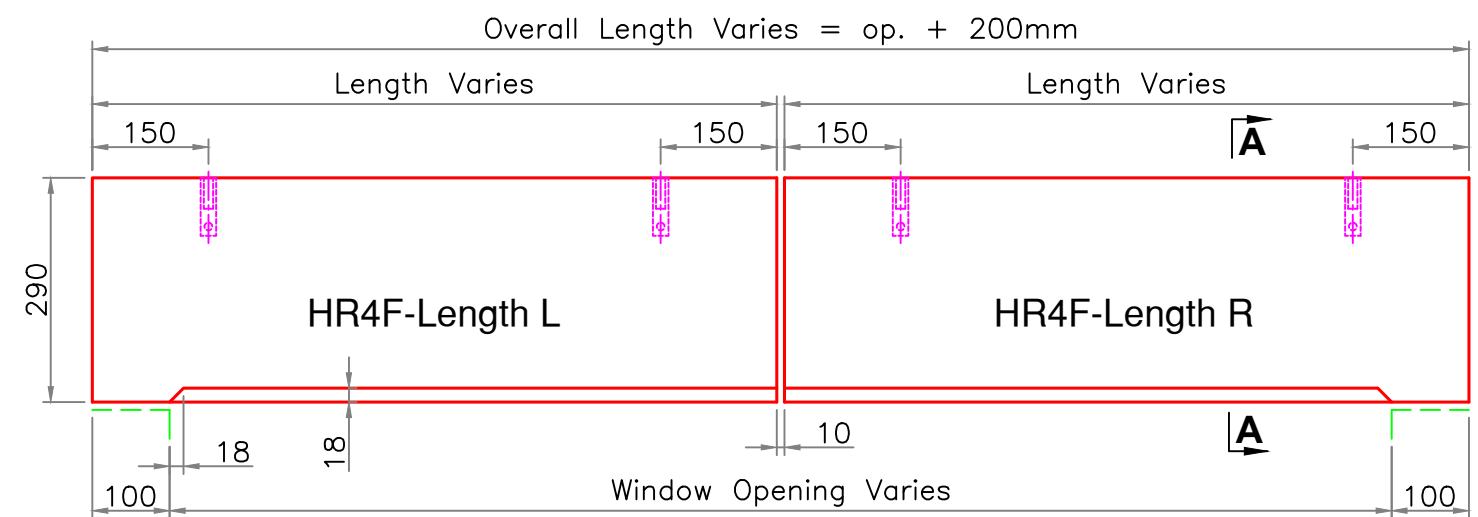
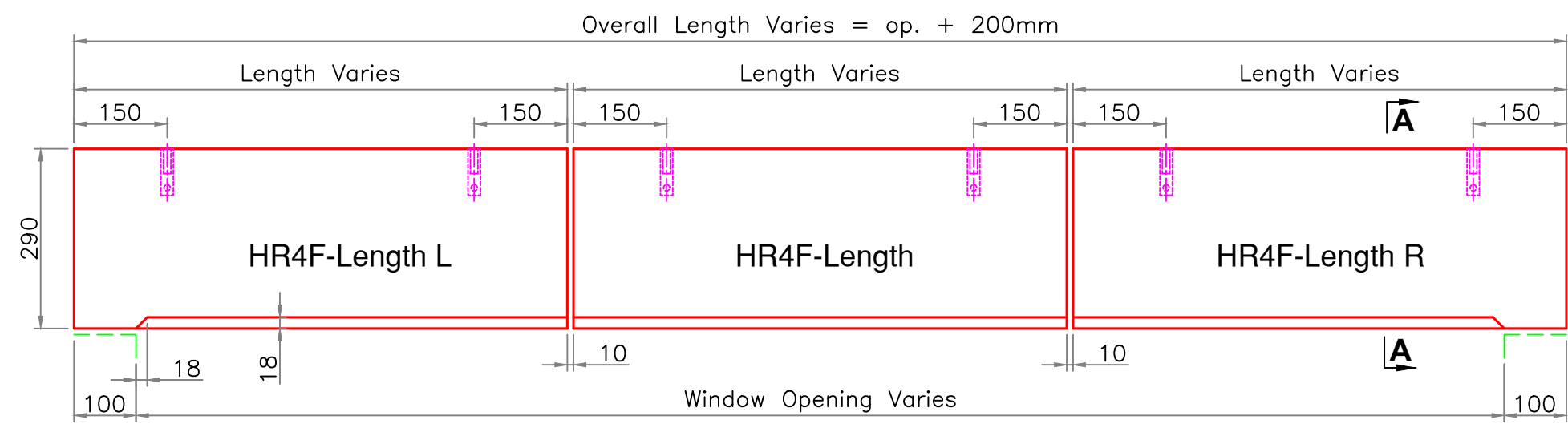


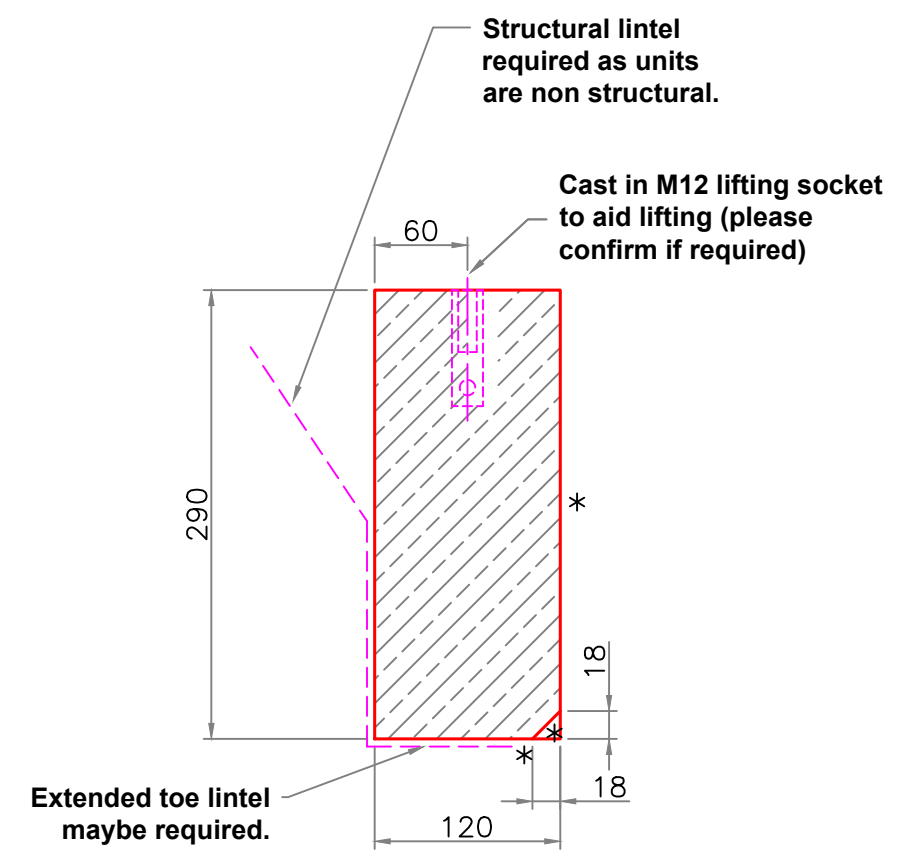
'1' Piece Head - Elevation



'2' Piece Head - Elevation



'3' Piece Head - Elevation



Section A-A

1:5
 * denotes FINISHED FACE

Typical weight per linear metre = 61kg
 Maximum component lengths = 1200mm
 Greater lengths supplied in multiple pieces

NOTES

1. This drawing must only be used for the purposes intended and must not be scaled; only written or calculated dimensions to be used.
2. All hand made cast stone supplied by Amber Valley Stone confirms to:
 - a) BS1217 (2008)
 - b) CAT weathering class
3. Amber Valley Stone heads are decorative only and not structural, a structural lintel will be required.
4. All steelwork fixings and details are to be designed and supplied by others (unless stated otherwise)
5. Fixing methods shown in any Amber Valley Stone drawing are suggestions only and must be checked by a structural engineer. Amber Valley Stone cannot be held responsible for fixing / supporting methods.
6. All joints to be 10mm unless stated otherwise.
7. Cast-in sockets for lifting MUST only be used for lifting within a vertical plane. See manufacturer's literature - available from Amber Valley Stone - for correct usage.
8. Technical data sheets and guidance notes are available from Amber Valley Stone on request.
9. All dowel holes to be drilled on site by others unless stated otherwise.

Revision Details	Initial	Date	Suffix



Amber Valley Stone Ltd
 West Way, Somercotes, Derbyshire, DE55 4QJ
 Tel: 01773 540707
 Website: www.ambervalleystone.co.uk
 Company e-mail: info@ambervalleystone.co.uk

Client

Project

Title
**HR4F
 CHAMFERED HEAD
 DETAIL**

Drawn	Checked	Date	Scale
			1:10

Project Manager

Email

Project No.
STANDARD

Drawing No.
H4F